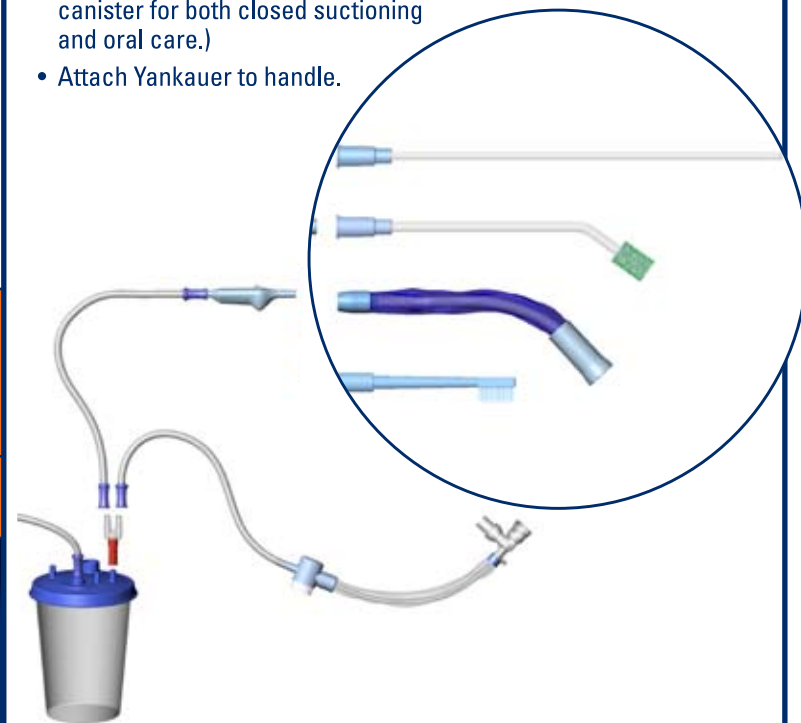


Directions: Oral care should be performed per institutional protocol. For single patient use. Patients with altered levels of consciousness or who cannot comprehend commands may require use of a bite block. See directions for use below.

Prep Pack Assembly



- Select **KimVENT® Prep Pack** from kit and open package.
- Connect stepped adapter of handle to suction tubing. Attach Y-connector to suction port. Then attach oral care suction tube to one Y-connector port and closed suction tube to the other. (Use the Y-connector only if using a single suction canister for both closed suctioning and oral care.)
- Attach Yankauer to handle.



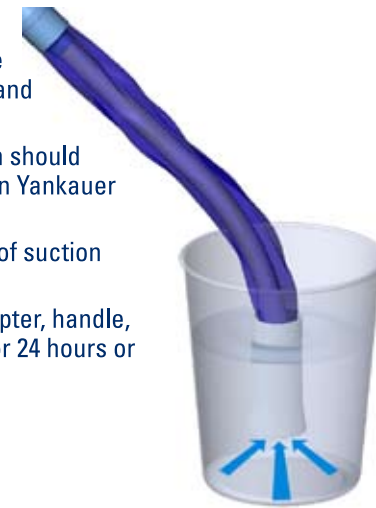
- To store, clip handle to top of suction tubing in upright position.

Yankauer Assembly and Use


- Attach Yankauer to handle.
- Slide cleaning sleeve toward handle.
- To apply suction, slide switch to ON.
- Suction and clean oral cavity.
- After suctioning, advance cleaning sleeve toward tip to clean and dry the Yankauer.



- With suction still on, immerse Yankauer tip in sterile water or appropriate solution to clear Yankauer and suction tubing.
- Slide switch to OFF. (Switch should remain in OFF position when Yankauer is not in use.)
- To store, clip handle to top of suction tubing in upright position.
- Note: discard tubing, Y-adapter, handle, and Yankauer after using for 24 hours or according to protocol.



Toothbrush and Suction Swab Pack Assembly and Use



- Toothbrush or Suction Swab**
- Select **KimVENT® Toothbrush or Suction Swab** pack from kit and open package.
 - Remove Yankauer from handle and set aside. Attach tool.
 - Peel back solution dispenser lid and moisten tool.
 - To apply suction, slide switch to ON.
 - Clean and suction oral cavity using appropriate tool according to hospital protocol.
 - Slide switch to OFF.
 - Remove tool from handle and discard.
 - Reattach Yankauer to handle and clip to suction tubing.

Applicator Swab and Mouth Moisturizer

- Remove applicator swab and coat with moisturizer.
- Apply moisturizer to lips and mouth.
- Discard after use.

Suction Catheter Pack Assembly and Use



- Select **KimVENT® Catheter Pack** from kit and open package.
- Remove Yankauer from handle and set aside. Attach catheter.
- To apply suction, slide switch to ON.
- Suction and clean oropharyngeal cavity.
- Slide switch to OFF.
- Remove catheter from handle and discard.
- Reattach Yankauer to handle and clip to suction tubing.

Non-Sterile

Disposable

Latex-Free

For use by a Healthcare Professional

Patent Pending

Store at Room Temperature

REF 97021